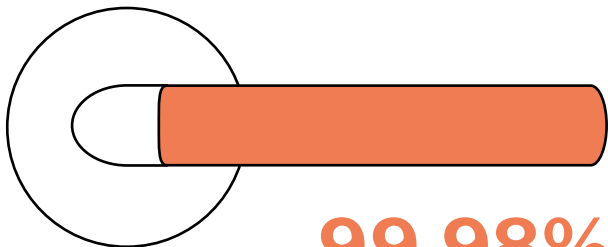
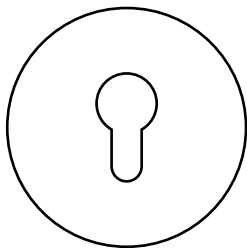


Shieldex[®] Copper-Tape



99,98%

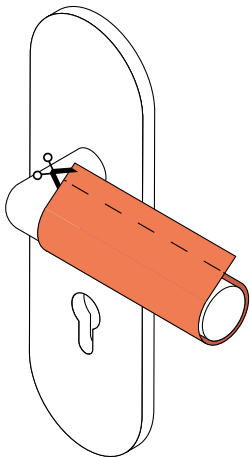
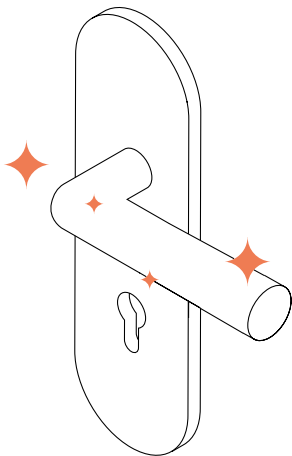
of the corona viruses are inactivated
after only a few minutes.⁴



Instructions for door handles

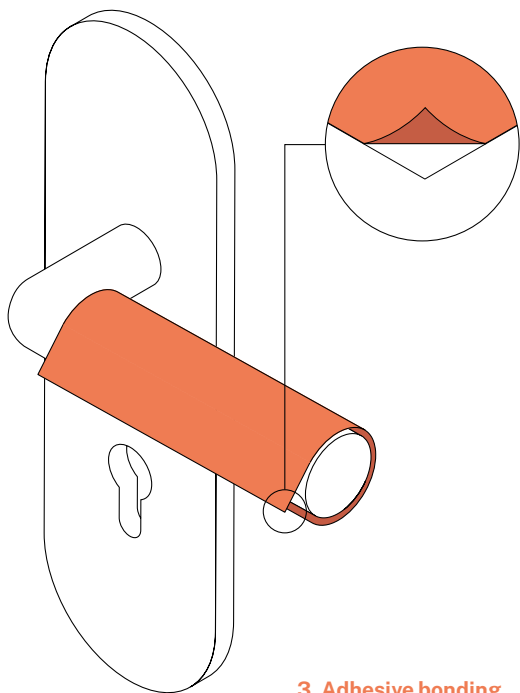
1. Start with a clean surface

Clean the door handle so that it is dry and free of oil, grease, dust and dirt. Do not use window-cleaning products. They may leave a residue behind, making your tape cling less effectively.



2. Adjust the Tape

Place the tape with the long side against the handle and wrap around so that the tape completely covers the handle one time. If the tape overlaps more than 1cm, mark excess material and cut the tape to size.



3. Adhesive bonding

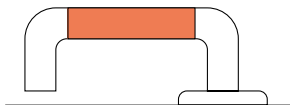
Carefully peel off the backing paper by pulling it flat back on itself and stick the tape on so that the beginning and end of the tape meet at the bottom of the handle. Slide the tape from the middle outwards into final position.

Care instructions

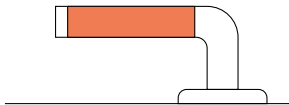
Regularly remove superficial dirt from the Copper-Tape with a soft brush. In the case of very heavy soiling that cannot be removed, we recommend replacing with a spare tape to restore optimal effectiveness. The oxidation of copper is a natural process.

Examples of use

The tape can be used on all smooth and metallic surfaces, the application on textiles is not recommended because the adhesive does not stick there.



Door handles



Window handles



Push handles, handrails,
Shopping carts, and much more

Features

International studies have repeatedly proven that copper has antiviral, antibacterial and fungicidal properties, shortening the half-life of viruses, bacteria and fungi.¹ A study carried out on behalf of the US authorities has shown that copper also inactivates the SARS-CoV-2 virus in a very short time.² Because of its positive properties, hospitals use door handles made of solid copper.³

The latest laboratory results also independently confirm the effectiveness of Shieldex® Copper-Tape. The Eurovir® hygiene laboratory was able to prove that TGEV corona viruses on the tape are 99.98% inactivated after only 60 minutes.⁴ The renowned Hohenstein Institute also confirms the significant virucidal and strong antibacterial effectiveness of our copper textiles.⁵

Technical information

Size of the blanks:	8 cm x 10 cm x 0.55 mm
Surface material:	Copper-plated polyamide fleece
Adhesive material:	Acrylic (adhesive resistance -40 °C to +120 °C)
Storage:	Cool and dry, at 15-25 °C to 65% relative air humidity

Sources

- 1 <https://www.ncbi.nlm.nih.gov/pmc/articles/PMC3067274/>
<https://www.ncbi.nlm.nih.gov/pmc/articles/PMC3767632/>
<https://aem.asm.org/content/73/8/2748>
- 2 <https://www.nejm.org/doi/10.1056/NEJMc2004973>
- 3 <https://www.presseportal.de/download/document/301649-20141029-pm-copper-against-germs-asklepios-klinikum-harburg.pdf>
- 4 <https://statex.de/shieldex-kupfer-tape-laborbericht-antiviraler-test-corona-viren/>
- 5 <https://statex.de/hohenstein-antivirale-und-antibakterielle-testergebnisse-shieldex/>
- 6 <https://statex.de/pruefbericht-kupferionenfreisetzung-20200326/>

FAQ

When should Shieldex® Copper-Tape be replaced?

Duration of use varies depending on the application and the corresponding stress. If the Shieldex® Copper-Tape is heavily soiled or oxidised, replacement is recommended.

Can I place the Shieldex® Copper-Tape in a location other than a door handle?

The Copper-Tape can be applied to all smooth surfaces. If your application - e.g. a doorknob - has special dimensions, you can cut the Copper-Tape with regular scissors.

Is Shieldex® Copper-Tape also available in sizes other than 10 x 8 cm?

Individual cuts in any shape and size are possible on request. You are welcome to send us your inquiry by e-mail: service@copper-tape.com

Can germs collect on the edges and borders of Shieldex® Copper-Tape?

No. The unique metallization process metallizes each filament of the tape three-dimensionally. The positive properties of copper are also present at the edges of the tape.

Can the Shieldex® Copper-Tape be used with additional disinfectant products?


Yes, commercially available surface disinfectants based with ethanol and 2-propanol are suitable for additional surface disinfection and do not damage the material.

Can the Shieldex® Copper-Tape be removed without leaving any residue?

When removing, make sure not to detach the textile from the adhesive film so that it can be removed without residue.

Does the Shieldex® Copper-Tape still work when it is dirty?

Slight soiling during the course of use is normal and does not affect effectiveness; obvious and coarse contamination must be removed. As contamination progresses, replacement is recommended to ensure the best possible effectiveness.



Safety Instructions

The tape is intended exclusively for mounting on door handles. Our polyamide and polyester textiles are galvanised with pure copper. Various international studies have shown a significant reduction in the survival time of viruses, bacteria and fungi on copper surfaces. However, since our Copper-Tape has a 7-fold higher copper ion release compared to pure copper,⁶ permanent contact with the skin is not recommended. This product serves as a supplementary measure and does not replace hygiene measures such as regular, thorough hand washing or hand disinfection.

-
- ! Caution! Product is flammable, keep away from fire
-
- ! Caution! Keep away from power sources - Product is conductive
-
- ! Caution! Contains small parts that can be swallowed, danger of suffocation! Keep out of reach of children
-
- ! Caution! Avoid eye contact
-
- ! Caution! Do not swallow, do not put in mouth
-
- ! Caution! Copper can cause allergic reactions
-
- ! Color change is normal (oxidation)
-

About us

Since 1978, Statex has been an innovative pioneer in the field of metallized textiles. Due to the antimicrobial properties of precious metals, our products have been used in the medical field for wound dressings and plasters for over 20 years. Our textiles are also currently being used internationally for the production of respiratory masks.



Schütte & Bünemann GmbH & Co. KG

Sales partner of Statex Produktions- und Vertriebs GmbH

Kohlhökerstraße 50, D-28203 Bremen

E-Mail: shieldex@schuebue.de